















Digital Scholarship Survey








1. The following free digital publications are important sources of information for me (http://www.digital-scholarship.org/):						
	Strongly disagree	Disagree	Neither agree nor disagree	Agree	Strongly agree	Response Count
DigitalKoans	5.0% (9)	3.9% (7)	54.2% (97)	20.7% (37)	16.2% (29)	179
Flashback	7.3% (13)	8.4% (15)	64.8% (116)	12.8% (23)	6.7% (12)	179
Open Access Bibliography	2.2% (4)	4.5% (8)	20.1% (36)	34.1% (61)	39.1% (70)	179
Open Access Webliography	2.8% (5)	2.8% (5)	30.2% (54)	28.5% (51)	35.8% (64)	179
Scholarly Electronic Publishing Bibliography (References)	3.9% (7)	4.5% (8)	11.2% (20)	30.2% (54)	50.3% (90)	179
Scholarly Electronic Publishing Resources	3.9% (7)	4.5% (8)	21.2% (38)	32.4% (58)	38.0% (68)	179
Scholarly Electronic Publishing Weblog	2.8% (5)	4.5% (8)	33.5% (60)	34.6% (62)	24.6% (44)	179
Your Comments						17
answered question						179
skipped question						0

2. If only one free digital publication could be continued, it should be:			
		Response Percent	Response Count
DigitalKoans		10.6%	19
Flashback		1.7%	3
Open Access Bibliography		11.7%	21
Open Access Webliography		10.6%	19
Scholarly Electronic Publishing Bibliography (References)		40.8%	73
Scholarly Electronic Publishing Resources		15.1%	27
Scholarly Electronic Publishing Weblog		9.5%	17
answered question			179
skipped question			0

3. If a second free digital publication could also be continued, it should be:

		Response Percent	Response Count
DigitalKoans		11.2%	20
Flashback		1.1%	2
Open Access Bibliography		24.0%	43
Open Access Webliography		15.6%	28
Scholarly Electronic Publishing Bibliography (References)		17.9%	32
Scholarly Electronic Publishing Resources		21.2%	38
Scholarly Electronic Publishing Weblog		8.9%	16
		<i>answered question</i>	179
		<i>skipped question</i>	0

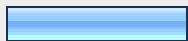





4. If a third free digital publication could also be continued, it should be:

		Response Percent	Response Count
DigitalKoans		10.6%	19
Flashback		5.0%	9
Open Access Bibliography		16.2%	29
Open Access Webliography		18.4%	33
Scholarly Electronic Publishing Bibliography (References)		11.7%	21
Scholarly Electronic Publishing Resources		22.4%	40
Scholarly Electronic Publishing Weblog		15.6%	28
		<i>answered question</i>	179
		<i>skipped question</i>	0










5. I would be interested in purchasing print-on-demand paperback annual editions of the following works for my library or my personal use:

	Strongly disagree	Disagree	Neither agree nor disagree	Agree	Strongly agree	Rating Average	Response Count
Open Access Bibliography	17.3% (31)	27.4% (49)	25.1% (45)	24.0% (43)	6.1% (11)	2.74	179
Scholarly Electronic Publishing Bibliography (References)	16.2% (29)	26.3% (47)	24.0% (43)	24.0% (43)	9.5% (17)	2.84	179
Your Comments							20
answered question							179
skipped question							0

6. The most that I would pay for one of the above print-on-demand annual editions is:

		Response Percent	Response Count
\$30		19.6%	35
\$40		10.1%	18
\$50		11.7%	21
\$60		1.1%	2
\$70		1.7%	3
Not interested in a print-on-demand edition		55.9%	100
Other (please specify)			6
answered question			179
skipped question			0

7. I am:

		Response Percent	Response Count
An academic librarian		53.1%	87
A public librarian		1.2%	2
A corporate librarian		4.3%	7
A faculty member		20.1%	33
A staff member of a cultural institution (e.g., museum)		0.0%	0
A staff member of a nonprofit information organization		2.4%	4
A staff member of an information company		1.8%	3
A consultant		3.7%	6
A researcher		9.8%	16
A student		3.7%	6
Other (please specify)			20
		answered question	164
		skipped question	15

8. Do you have any other comments?

		Response Count
		38
		answered question
		38
		skipped question
		141